

Gated Community Report

Property Details

Province	XXXXXXXXXX	Town	XXXXXXXXXX
Suburb	XXXXXXXXXX	Extension	XXXXX
Street Name	XXXXXXXXXX	Street Number	XXXXX
Erf	XXX	Portion	X
Current Owner	XXXXXXXXXX	Date Purchased	XXXXXXXXXX
Purchase Amount	XXXXXXXXXX	Coordinates	XX
Stand Size	XXXXXXXXXX	Municipality	XXXXX
Municipal Valuation Date	XXXX	Municipal Valuation Amount	XX



Closest Most Recent Sales

NUMBER	ADDRESS	ERF/PORTION	SALE DATE	TRANSFER DATE	PRICE (R)	M ²	R/M ²	DISTANCE (KM)
1	XXXXXXXXXX	XXXXXXXXXX	XXXXXXXXXX	XXXXXXXXXX	4,500,000	724	6,215	0.232
2	XXXXXXXXXX	XXXXXXXXXX	XXXXXXXXXX	XXXXXXXXXX	3,900,000	600	6,500	0.291
3	XXXXXXXXXX	XXXXXXXXXX	XXXXXXXXXX	XXXXXXXXXX	4,075,000	703	5,796	0.211
4	XXXXXXXXXX	XXXXXXXXXX	XXXXXXXXXX	XXXXXXXXXX	3,950,000	589	6,706	0.136
5	XXXXXXXXXX	XXXXXXXXXX	XXXXXXXXXX	XXXXXXXXXX	3,600,000	559	6,440	0.226
6	XXXXXXXXXX	XXXXXXXXXX	XXXXXXXXXX	XXXXXXXXXX	1,250,000	605	2,066	0.105
7	XXXXXXXXXX	XXXXXXXXXX	XXXXXXXXXX	XXXXXXXXXX	5,500,000	915	6,010	0.215
8	XXXXXXXXXX	XXXXXXXXXX	XXXXXXXXXX	XXXXXXXXXX	3,600,000	540	6,666	0.161
9	XXXXXXXXXX	XXXXXXXXXX	XXXXXXXXXX	XXXXXXXXXX	4,200,000	595	7,058	0.194
10	XXXXXXXXXX	XXXXXXXXXX	XXXXXXXXXX	XXXXXXXXXX	4,200,000	510	8,235	0.152
11	XXXXXXXXXX	XXXXXXXXXX	XXXXXXXXXX	XXXXXXXXXX	4,650,000	630	7,380	0.24
12	XXXXXXXXXX	XXXXXXXXXX	XXXXXXXXXX	XXXXXXXXXX	1,100,000	610	1,803	0.046
13	XXXXXXXXXX	XXXXXXXXXX	XXXXXXXXXX	XXXXXXXXXX	3,950,000	513	7,699	0.058
14	XXXXXXXXXX	XXXXXXXXXX	XXXXXXXXXX	XXXXXXXXXX	4,850,000	585	8,290	0.153
15	XXXXXXXXXX	XXXXXXXXXX	XXXXXXXXXX	XXXXXXXXXX	3,975,000	510	7,794	0.191
16	XXXXXXXXXX	XXXXXXXXXX	XXXXXXXXXX	XXXXXXXXXX	3,000,000	638	4,702	0.242
17	XXXXXXXXXX	XXXXXXXXXX	XXXXXXXXXX	XXXXXXXXXX	4,650,000	662	7,024	0.285
18	XXXXXXXXXX	XXXXXXXXXX	XXXXXXXXXX	XXXXXXXXXX	3,750,000	559	6,708	0.239
19	XXXXXXXXXX	XXXXXXXXXX	XXXXXXXXXX	XXXXXXXXXX	3,050,000	630	4,841	0.212

Transfer History

BUYER	BUYER ID	SELLER	SELLER ID	TITLE DEED #	SALE DATE #	TRANSFER DATE	PURCHASE AMOUNT (R)	BOND AMOUNT (R)	BOND HOLDER	BOND NUMBER
XXXXXXXXXX	XXXXXXXXXX	XXXXXXXXXX	XXXXXXXXXX	XXXXXXXXXX	XXXXXXXXXX	XXXXXXXXXX	4,150,000	1,150,000	XXXXXXXXXX	XXXXXXXXXX
XXXXXXXXXX	XXXXXXXXXX	XXXXXXXXXX	XXXXXXXXXX	XXXXXXXXXX	XXXXXXXXXX	XXXXXXXXXX	2,700,000	2,430,000	XXXXXXXXXX	XXXXXXXXXX
XXXXXXXXXX		XXXXXXXXXX	XXXXXXXXXX	XXXXXXXXXX	XXXXXXXXXX	XXXXXXXXXX	2,950,000	2,655,000	XXXXXXXXXX	XXXXXXXXXX
XXXXXXXXXX	XXXXXXXXXX	XXXXXXXXXX	XXXXXXXXXX	XXXXXXXXXX	XXXXXXXXXX	XXXXXXXXXX	315,000	323,190	XXXXXXXXXX	XXXXXXXXXX
XXXXXXXXXX	XXXXXXXXXX			XXXXXXXXXX			--	30,000,000	XXXXXXXXXX	XXXXXXXXXX

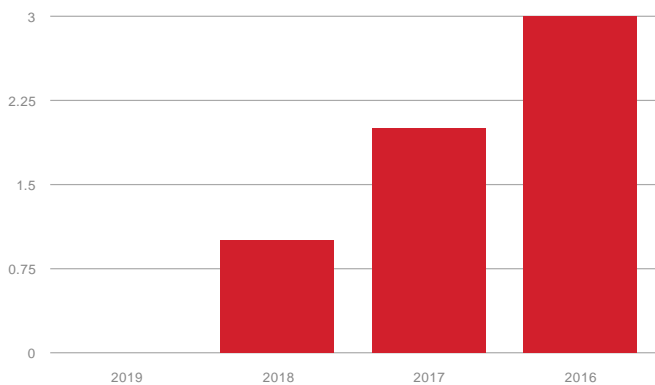
Endorsement

HOLDER	ENDORSEMENT NUMBER	DESCRIPTION	SALE DATE	TRANSFER DATE	AMOUNT (R)
	XXXXXXXXXX		XXXXXXXXXX	XXXXXXXXXX	0.00
	XXXXXXXXXX		XXXXXXXXXX	XXXXXXXXXX	0.00
	XXXXXXXXXX		XXXXXXXXXX	XXXXXXXXXX	0.00
	XXXXXXXXXX		XXXXXXXXXX	XXXXXXXXXX	0.00

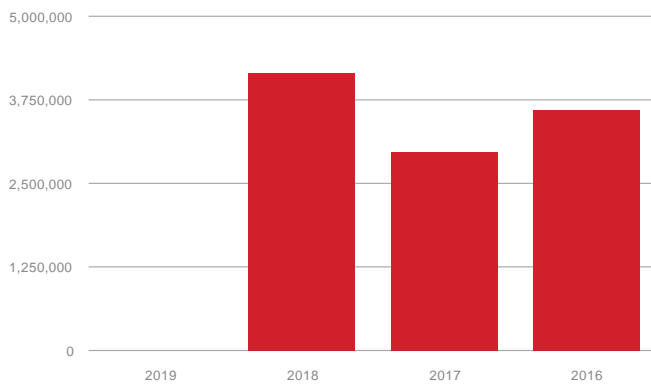
Street Summary

YEAR	NUMBER OF SALES	TOTAL VALUE (R)	HIGHEST VALUE (R)	LOWEST VALUE (R)	AVERAGE VALUE (R)	MEDIAN VALUE (R)
2019	0	0	0	0	0	0
2018	1	4,150,000	4,150,000	4,150,000	4,150,000	4,150,000
2017	2	5,950,000	4,850,000	1,100,000	2,975,000	2,975,000
2016	3	9,200,000	4,600,000	1,000,000	3,066,666	3,600,000

Number of Sales



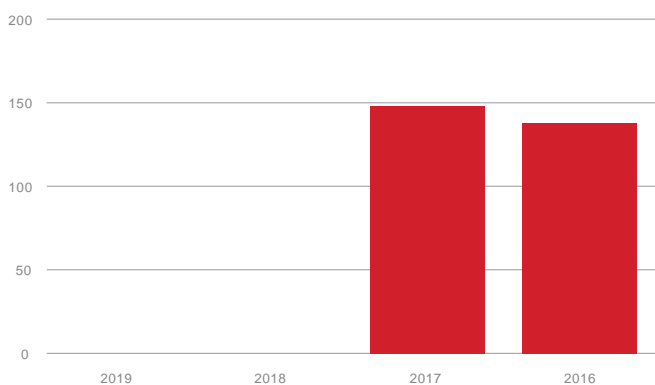
Median Value



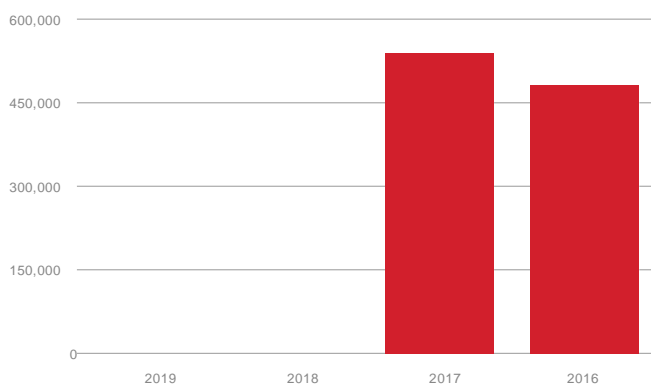
Suburb Summary

YEAR	NUMBER OF SALES	TOTAL VALUE (R)	HIGHEST VALUE (R)	LOWEST VALUE (R)	AVERAGE VALUE (R)	MEDIAN VALUE (R)
2019	0	0	0	0	0	0
2018	0	0	0	0	0	0
2017	148	85,306,000	2,700,000	200,000	576,391	539,500
2016	138	71,653,855	1,500,000	200,000	519,230	482,500

Number of Sales



Median Value



Suburb Amenities

NAME	TYPE	DISTANCE (KM)
XXXXXXXXXX	Swimming	0.63
XXXXXXXXXX	Tennis	0.64
XXXXXXXXXX	Christian	0.7
XXXXXXXXXX	Utility	1.11
XXXXXXXXXX	FillingStation	1.11
XXXXXXXXXX	Christian	1.11
XXXXXXXXXX	ConvenienceStore	1.11
XXXXXXXXXX	CarWash	1.12
XXXXXXXXXX	ConstructionMaterial/Equipment	1.12
XXXXXXXXXX	ATM	1.12

DISCLAIMER

Knowledge Factory obtains data from a broad range of 3rd party data providers and despite the data cleaning processes we cannot guarantee the accuracy of the information provided in this report. This report is not intended to constitute legal, financial, accounting, tax, investment, consulting or other professional advice. This report does not contain any confidential information relating to the property owner or any owners residing in the suburb. All bond, home loan and property registration information in the reports is from the Deeds Office where information on all property registrations, property transfers as well as all registered bonds/home loans are kept. This is public domain information and accessible by any person.