

Full Title Property Report

Property Details

Province	XXXXXXXXXX	Town	XXXXXXXXXX
Suburb	XXXXXXXXXX	Extension	XXXXXXXXXX
Street Name	XXXXXXXXXX	Street Number	XX
Erf	XXXX	Portion	X
Current Owner	XXXXXXXXXX	Date Purchased	XXXXXXXXXX
Purchase Amount	XXXX	Coordinates	XXXXXXXXXX
Stand Size	XXXX	Municipality	XXXXXXXXXX
Municipal Valuation Date	XXXX	Municipal Valuation Amount	X



Closest Most Recent Sales

NUMBER	ADDRESS	ERF/PORTION	SALE DATE	TRANSFER DATE	PRICE (R)	M ²	R/M ²	DISTANCE (KM)
1	XXXXXXXXXX	XXXXXXXXXX	XXXXXXXXXX	XXXXXXXXXX	400,000	516	775	0.234
2	XXXXXXXXXX	XXXXXXXXXX	XXXXXXXXXX	XXXXXXXXXX	650,000	540	1,203	0.275
3	XXXXXXXXXX	XXXXXXXXXX	XXXXXXXXXX	XXXXXXXXXX	700,000	465	1,505	0.14
4	XXXXXXXXXX	XXXXXXXXXX	XXXXXXXXXX	XXXXXXXXXX	1,050,000	693	1,515	0.29
5	XXXXXXXXXX	XXXXXXXXXX	XXXXXXXXXX	XXXXXXXXXX	450,000	399	1,127	0.159
6	XXXXXXXXXX	XXXXXXXXXX	XXXXXXXXXX	XXXXXXXXXX	406,000	248	1,637	0.227
7	XXXXXXXXXX	XXXXXXXXXX	XXXXXXXXXX	XXXXXXXXXX	699,000	261	2,678	0.284
8	XXXXXXXXXX	XXXXXXXXXX	XXXXXXXXXX	XXXXXXXXXX	275,000	437	629	0.112
9	XXXXXXXXXX	XXXXXXXXXX	XXXXXXXXXX	XXXXXXXXXX	555,000	260	2,134	0.168
10	XXXXXXXXXX	XXXXXXXXXX	XXXXXXXXXX	XXXXXXXXXX	437,000	439	995	0.141
11	XXXXXXXXXX	XXXXXXXXXX	XXXXXXXXXX	XXXXXXXXXX	750,000	439	1,708	0.182
12	XXXXXXXXXX	XXXXXXXXXX	XXXXXXXXXX	XXXXXXXXXX	150,000	260	576	0.082
13	XXXXXXXXXX	XXXXXXXXXX	XXXXXXXXXX	XXXXXXXXXX	349,000	260	1,342	0.294
14	XXXXXXXXXX	XXXXXXXXXX	XXXXXXXXXX	XXXXXXXXXX	780,000	260	3,000	0.141
15	XXXXXXXXXX	XXXXXXXXXX	XXXXXXXXXX	XXXXXXXXXX	500,000	439	1,138	0.133
16	XXXXXXXXXX	XXXXXXXXXX	XXXXXXXXXX	XXXXXXXXXX	350,000	260	1,346	0.271
17	XXXXXXXXXX	XXXXXXXXXX	XXXXXXXXXX	XXXXXXXXXX	170,000	260	653	0.297
18	XXXXXXXXXX	XXXXXXXXXX	XXXXXXXXXX	XXXXXXXXXX	439,000	307	1,429	0.273
19	XXXXXXXXXX	XXXXXXXXXX	XXXXXXXXXX	XXXXXXXXXX	300,000	260	1,153	0.181
20	XXXXXXXXXX	XXXXXXXXXX	XXXXXXXXXX	XXXXXXXXXX	600,000	475	1,263	0.147

Transfer History

BUYER	BUYER ID	SELLER	SELLER ID	TITLE DEED #	SALE DATE #	TRANSFER DATE	PURCHASE AMOUNT (R)	BOND AMOUNT (R)	BOND HOLDER	BOND NUMBER
XXXXXXXXXX	XXXXXXXXXX	XXXXXXX	XXXXXXXXXX	XXXXXXX	XXXXXXX	XXXXXXX	XXXXXXX	XXXXXXX	XXXXXXX	XXXXXXX

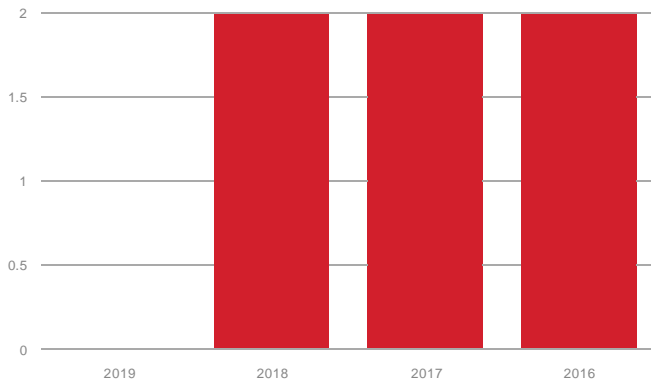
Endorsement

HOLDER	ENDORSEMENT NUMBER	DESCRIPTION	SALE DATE	TRANSFER DATE	AMOUNT (R)
No Data					

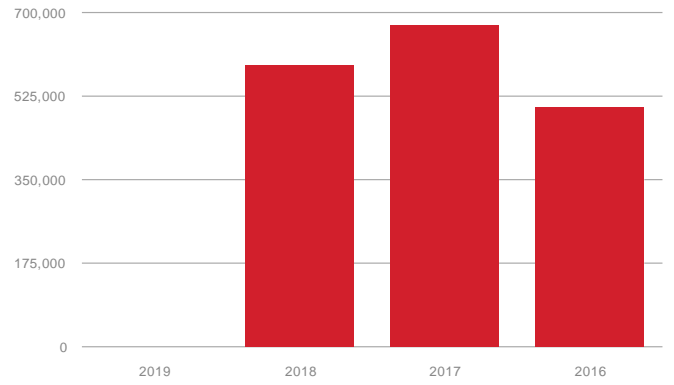
Street Summary

YEAR	NUMBER OF SALES	TOTAL VALUE (R)	HIGHEST VALUE (R)	LOWEST VALUE (R)	AVERAGE VALUE (R)	MEDIAN VALUE (R)
2019	0	0	0	0	0	0
2018	2	1,180,000	710,000	470,000	590,000	590,000
2017	2	1,345,000	715,000	630,000	672,500	672,500
2016	2	1,005,000	560,000	445,000	502,500	502,500

Number of Sales



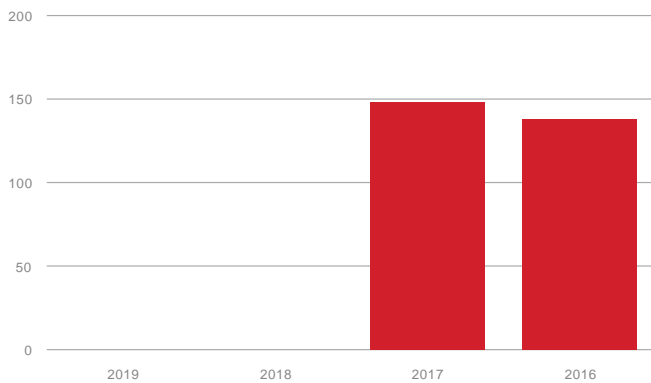
Median Value



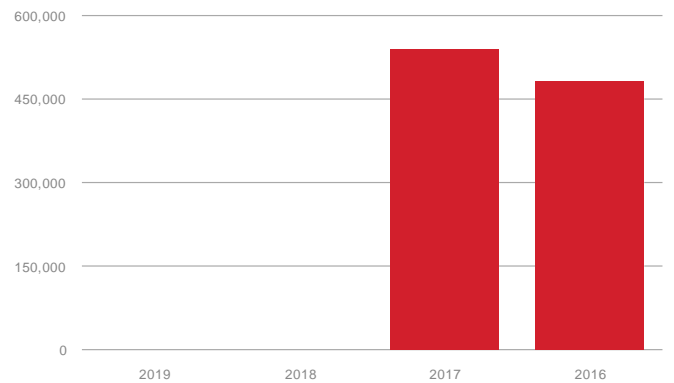
Suburb Summary

YEAR	NUMBER OF SALES	TOTAL VALUE (R)	HIGHEST VALUE (R)	LOWEST VALUE (R)	AVERAGE VALUE (R)	MEDIAN VALUE (R)
2019	0	0	0	0	0	0
2018	0	0	0	0	0	0
2017	148	85,306,000	2,700,000	200,000	576,391	539,500
2016	138	71,653,855	1,500,000	200,000	519,230	482,500

Number of Sales



Median Value



Suburb Amenities

NAME	TYPE	DISTANCE (KM)
XXXXXXXXXX	SecondarySchool	0.21
XXXXXXXXXX	Muslim	0.3
XXXXXXXXXX	SecondarySchool	0.33
XXXXXXXXXX	PrimarySchool	0.38
XXXXXXXXXX	PrimarySchool	0.4
XXXXXXXXXX	PrimarySchool	0.41
XXXXXXXXXX	RailwayStation	0.42
XXXXXXXXXX	CombinedSchool	0.44
XXXXXXXXXX	UnknownReligion	0.44
XXXXXXXXXX	FillingStation	0.45

DISCLAIMER

Knowledge Factory obtains data from a broad range of 3rd party data providers and despite the data cleaning processes we cannot guarantee the accuracy of the information provided in this report. This report is not intended to constitute legal, financial, accounting, tax, investment, consulting or other professional advice. This report does not contain any confidential information relating to the property owner or any owners residing in the suburb. All bond, home loan and property registration information in the reports is from the Deeds Office where information on all property registrations, property transfers as well as all registered bonds/home loans are kept. This is public domain information and accessible by any person.