

Sectional Title Property Report

Sectional Title Property Details

Province	XXXXXXXXXX	Town	XXXXXXXXXX
Suburb	XXXXXXXXXX	Extension	XXXXX
Street Name	XXXXXXXXXX	Street Number	XXXXX
Erf	XXX	Portion	X
Current Owner	XXXXXXXXXX	Date Purchased	XXXXXXXXXX
Purchase Amount	XXXXXXXXXX	Unit No	XX
Coordinates	XXXXXXXXXX	Stand Size	XXXXX
Municipality	XXXXXXXXXX	Municipal Valuation Date	X
Municipal Valuation Amount	XXXX		



Transfer History

BUYER	BUYER ID	SELLER	SELLER ID	TITLE DEED #	SALE DATE #	TRANSFER DATE	PURCHASE AMOUNT (R)	BOND AMOUNT (R)	BOND HOLDER	BOND NUMBER
XXXXXXXXXX	XXXXXXXXXX	XXXXXXXXXX		XXXXXXXX	XXXXXXXXXX	XXXXXX	XXXXXX			
XXXXXXXXXX				XXXXX	XXXXXXXXXX		XXXXXX			

Endorsement

HOLDER	ENDORSEMENT NUMBER	DESCRIPTION	SALE DATE	TRANSFER DATE	AMOUNT (R)
No Data					

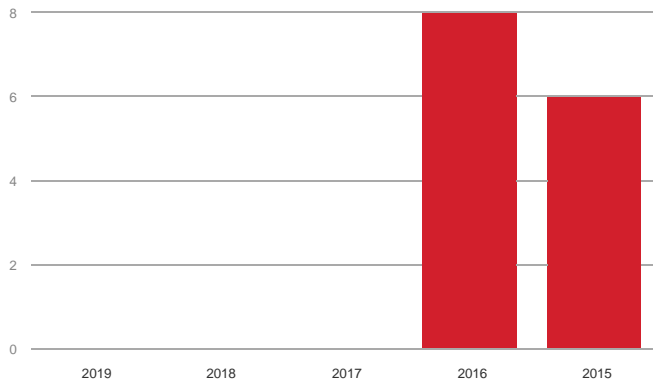
List Of Units

UNIT	BUYER	BUYER ID	SELLER	SELLER ID	TRANSFER DATE	SALE DATE #	SQ M	PRICE (R)	R/M ²	TITLE DEED
0							19,334.00			
1	XXXXXXXXXX	XXXXXXXXXX	XXXXXXXXXX		XXXXXXXXXX	XXXXXXXXXX	116.00	1,699.00	15	XXXXXXXXXX
2	XXXXXXXXXX	XXXXXXXXXX	XXXXXXXXXX		XXXXXXXXXX	XXXXXXXXXX	116.00	1,699.00	15	XXXXXXXXXX
3	XXXXXXXXXX	XXXXXXXXXX	XXXXXXXXXX		XXXXXXXXXX	XXXXXXXXXX	116.00	1,699.00	15	XXXXXXXXXX
4	XXXXXXXXXX	XXXXXXXXXX	XXXXXXXXXX		XXXXXXXXXX	XXXXXXXXXX	116.00	1,699.00	15	XXXXXXXXXX
5	XXXXXXXXXX	XXXXXXXXXX	XXXXXXXXXX		XXXXXXXXXX	XXXXXXXXXX	116.00	1,699.00	15	XXXXXXXXXX
6	XXXXXXXXXX	XXXXXXXXXX	XXXXXXXXXX		XXXXXXXXXX	XXXXXXXXXX	116.00	1,699.00	15	XXXXXXXXXX
7	XXXXXXXXXX	XXXXXXXXXX	XXXXXXXXXX		XXXXXXXXXX	XXXXXXXXXX	116.00	1,699.00	15	XXXXXXXXXX
8	XXXXXXXXXX	XXXXXXXXXX	XXXXXXXXXX		XXXXXXXXXX	XXXXXXXXXX	116.00	1,699.00	15	XXXXXXXXXX

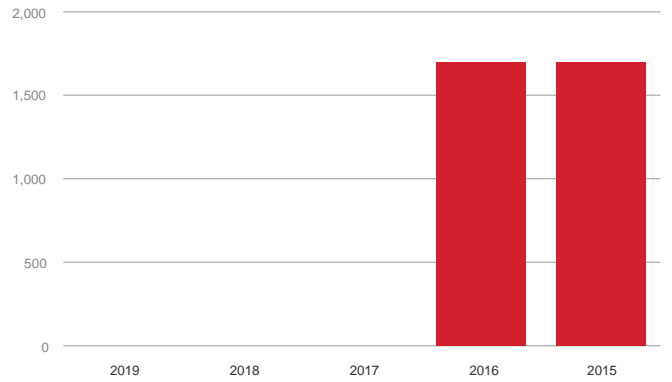
Sectional Scheme

YEAR	NUMBER OF SALES	TOTAL VALUE (R)	HIGHEST VALUE (R)	LOWEST VALUE (R)	AVERAGE VALUE (R)	MEDIAN VALUE (R)
2019	0	0	0	0	0	0
2018	0	0	0	0	0	0
2017	0	0	0	0	0	0
2016	8	13,592	1,699	1,699	1,699	1,699
2015	6	10,194	1,699	1,699	1,699	1,699

Number Of Sales



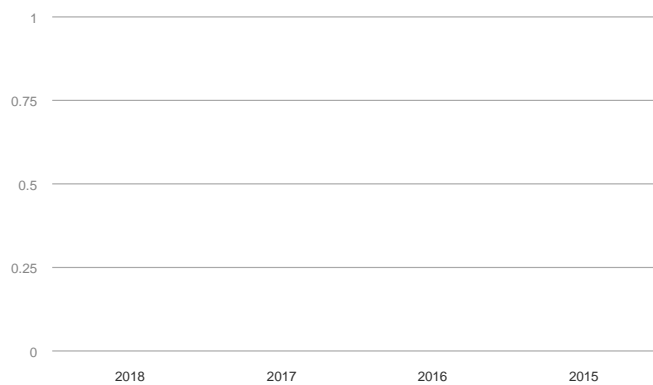
Median Value



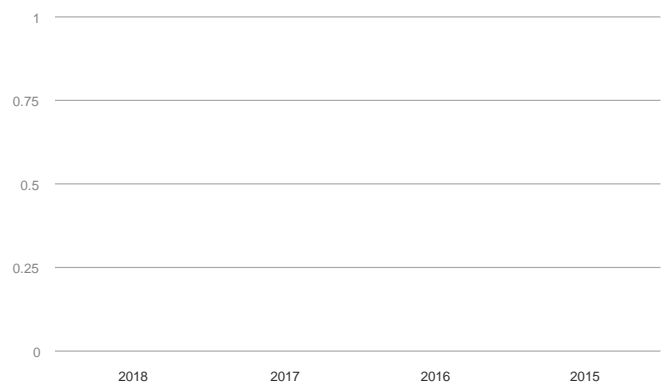
Suburb Summary

YEAR	NUMBER OF SALES	TOTAL VALUE (R)	HIGHEST VALUE (R)	LOWEST VALUE (R)	AVERAGE VALUE (R)	MEDIAN VALUE (R)
2018	0	0	0	0	0	0
2017	0	0	0	0	0	0
2016	0	0	0	0	0	0
2015	0	0	0	0	0	0

Number of Sales



Median Value



Suburb Amenities

NAME	TYPE	DISTANCE (KM)
XXXXXXXXXX	Flats	0.28
XXXXXXXXXX	Flats	0.29
XXXXXXXXXX	Flats	0.3
XXXXXXXXXX	Company	0.31
XXXXXXXXXX	FillingStation	0.32
XXXXXXXXXX	ConvenienceStore	0.33
XXXXXXXXXX	ATM	0.34
XXXXXXXXXX	HealthCareServices	0.52
XXXXXXXXXX	GeographicFeature	0.55
XXXXXXXXXX	Christian	0.59

DISCLAIMER

Knowledge Factory obtains data from a broad range of 3rd party data providers and despite the data cleaning processes we cannot guarantee the accuracy of the information provided in this report. This report is not intended to constitute legal, financial, accounting, tax, investment, consulting or other professional advice. This report does not contain any confidential information relating to the property owner or any owners residing in the suburb. All bond, home loan and property registration information in the reports is from the Deeds Office where information on all property registrations, property transfers as well as all registered bonds/home loans are kept. This is public domain information and accessible by any person.