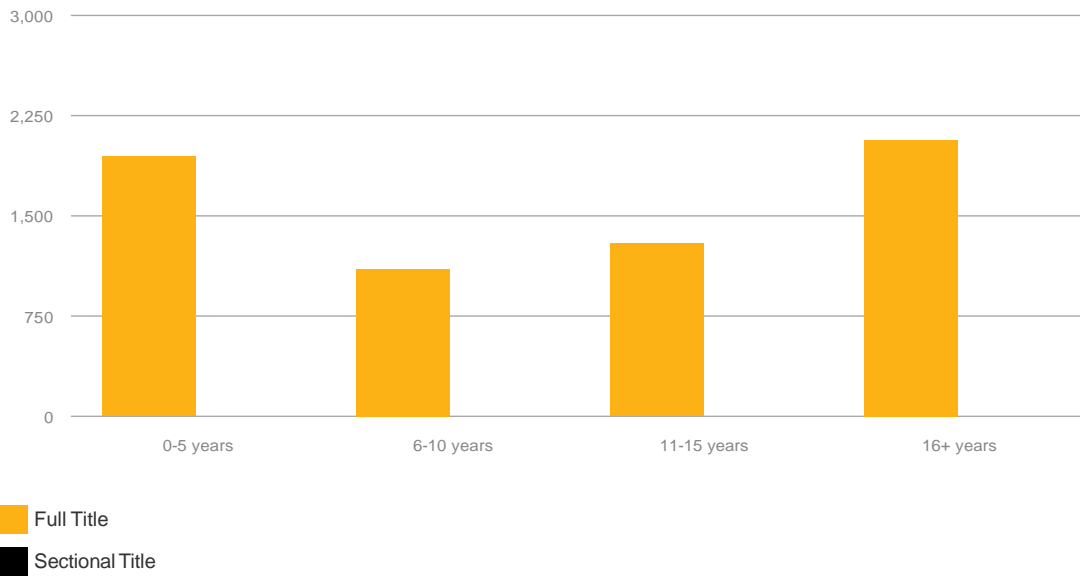


XXXXXXXXXX

Province XXXXXXXXXXXX  
 Town XXXXXXXXXXXX

### Tenure of Owners within Suburb

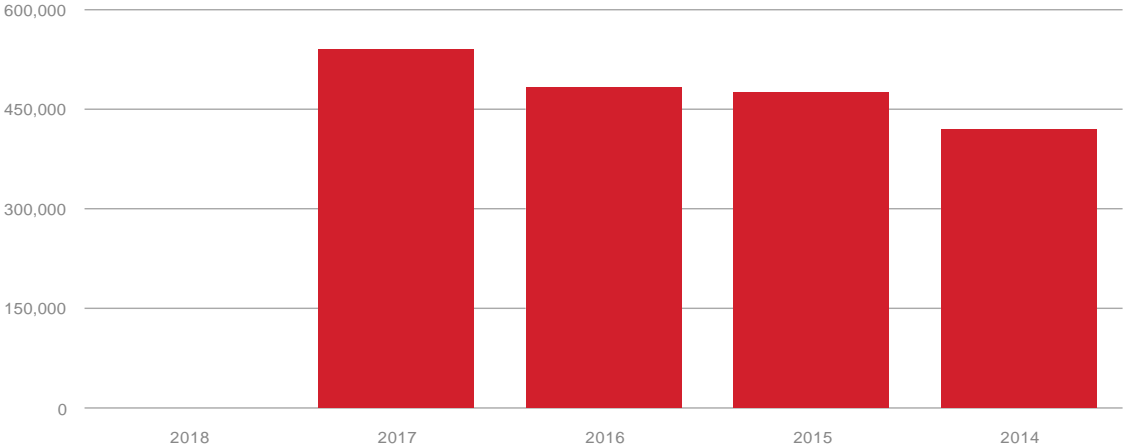


### Full Title Summary

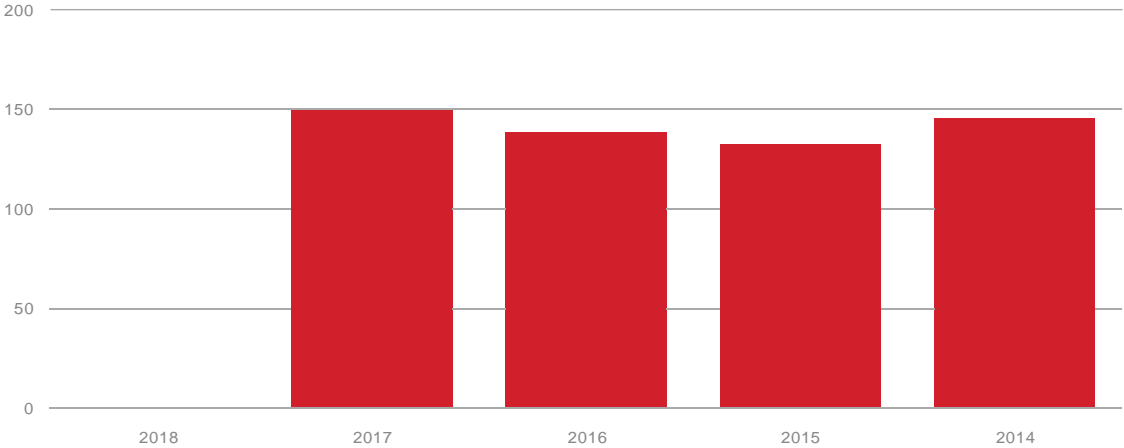
Number of Full Title	7716	% of Total Properties	100
Median Land Size	348	Median Sale Value	565000
Sales 6 Months	2	Sales 12 Months	61

PERIOD	MEDIAN(R)	MEDIAN CHANGE	NUMBER OF SALES	TOTAL(R)	AVERAGE(R)
January 2018 to December 2018	0	0.00	0	0	0
January 2017 to December 2017	539,500	11.81	148	85,306,000	576,391
January 2016 to December 2016	482,500	1.58	138	71,653,855	519,230
January 2015 to December 2015	475,000	13.10	132	68,523,000	519,113
January 2014 to December 2014	420,000	-3.45	145	68,000,934	468,971

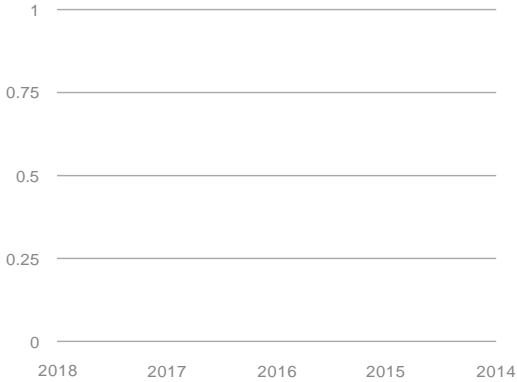
### Median Value



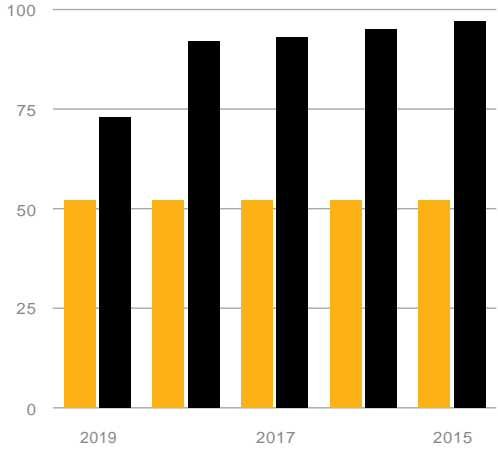
### Number of Sales



### Median Change %

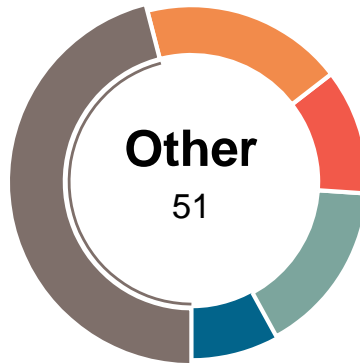


### Cash vs Bonded



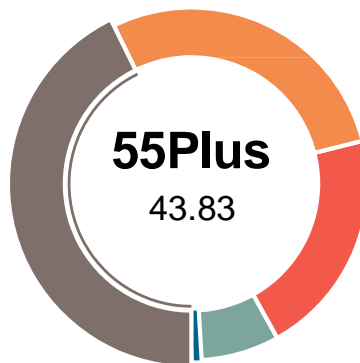
■ Cash  
■ Bonded

## Leading Institutions



■ ABSA (8%) ■ FNB (17%) ■ Nedbank (12%) ■ Standard (20%) ■ Other (51%)

## Demographic Information



■ 19 Minus (0%) ■ 20-34 (6.56%) ■ 35-44 (20.88%) ■ 45-54 (28.73%) ■ 55 Plus (43.83%)

### DISCLAIMER

Knowledge Factory obtains data from a broad range of 3rd party data providers and despite the data cleaning processes we cannot guarantee the accuracy of the information provided in this report. This report is not intended to constitute legal, financial, accounting, tax, investment, consulting or other professional advice. This report does not contain any confidential information relating to the property owner or any owners residing in the suburb. All bond, home loan and property registration information in the reports is from the Deeds Office where information on all property registrations, property transfers as well as all registered bonds/home loans are kept. This is public domain information and accessible by any person.